

September 28, 2020

*The Honorable Commissioners' Court
Wilson County
Floresville, TX 78114*

Honorable Members of the Court:

In compliance with Article 114.026 of the Local Government Code, and also in compliance with House Bill 2459, Public Funds Investment Act, this monthly report and investment report for the month ending July 31, 2020 is submitted for your review for the recording in the minutes of the court.

The investments have been made in compliance with Wilson County's investment policy. It will be the objective of the county to earn the maximum rate of return allowed on its investments within policies imposed by its safety and liquidity objectives.

In accordance with House Bill 2459, Wilson County has diversified its portfolio. The total balance of all funds is \$14,174,485.03. Wilson County has 0.06% in Cash Management Accounts, 0.05% in Certificates of Deposits, 0.82% in Texpool, 0.07% in Broker CD's, and 0.00% in Texas Class. The deposits and withdrawals of the accounts are listed on the following pages.

Investments are made with the intention of holding to maturity, but with the ability to liquidate should funds be needed. Total interest earned for the month ending July 31, 2020 is \$2,369.08. The average rate of return for the month being .27%.

It is an honor for me, as your County Treasurer to serve the Court and the citizens as the Certified Investment Officer for Wilson County.

Respectfully Submitted,



Jan Hartl

Wilson County Treasurer

ACCOUNT NUMBER AND TITLE	STARTING BALANCE	DEBIT BALANCE	CREDIT BALANCE	ENDING BALANCE
12-010-010 CASH IN BANK GENERAL FUND	3,429,633.57-	1,559,982.09	1,286,184.41	3,155,835.89-
13-010-010 CASH IN BANK	0.00	50,944.65	0.00	50,944.65
19-010-010 CASH IN BANK	563,054.36	0.00	39,375.42	523,678.94
20-010-010 CASH IN BANK LEOSE ACCT	45,815.00	0.00	0.00	45,815.00
21-010-010 R&B #1 CASH IN BANK	328,733.31	25,530.27	70,588.49	283,675.09
22-010-010 R&B #2 CASH IN BANK	710,037.94	41,673.51	189,097.50	562,613.95
23-010-010 R & B #3 CASH IN BANK	355,103.02	37,950.68	48,656.04	344,397.66
24-010-010 R&B #4 CASH IN BANK	706,188.55	38,607.79	203,509.58	541,286.76
25-010-010 TOTAL CASH IN BANK CIVIL FEES REPOR	12,196.41	9,895.43	22,091.84	0.00
26-010-010 CASH COURTHOUSE SECURITY	146,419.66-	2,139.65	20,993.64	165,273.65-
27-010-010 SPECIALITY COURT CASH IN BANK	129.99	30.00	0.00	159.99
28-010-010 CASH IN BANK	60.82	3.00	0.00	63.82
29-010-010 CASH IN BANK	3,537.38	494.08	0.00	4,031.46
33-010-010 E & O CASH IN BANK	8,750.50-	410.00	0.00	8,340.50-
34-010-010 LIBRARY CASH IN BANK	220,652.28	5,562.39	33,591.92	192,622.75
36-010-010 JURY CASH IN BANK	392.46	95.87	240.00	248.33
37-010-010 CASH IN BANK - STATE COURT COST & F	632.03-	694.06	387.50	325.47-
39-010-010 SUBDIVISION CASH IN BANK	86,532.88	600.00	0.00	87,132.88
40-010-010 RECORDING FEE CASH N BANK	718,541.42	21,875.00	3,857.50	736,558.92
42-010-010 CASH CHILD ABUSE FUND	0.00	0.00	0.00	0.00
43-010-010 CASH PRETRIAL INTERV PROGRAM FUND	194,261.58	3,700.00	6,425.78	191,535.80
44-010-010 J.P.TECH CASH IN THE BANK	19,791.38	689.73	4,768.03	15,713.08
46-010-010 O.C. HOLDING ACCOUNT-CASH IN BANK	15,750.00	0.00	0.00	15,750.00
48-010-010 CASH IN BANK	0.00	0.00	0.00	0.00
50-010-010 COUNTY TIF GRANT	95,401.30	0.00	0.00	95,401.30
51-010-010 FEMA 4223 DR TX BANK	0.01	0.00	0.00	0.01
52-010-010 VAWA-GRANT 3015403	24,300.94-	0.00	11,168.08	35,469.02-
53-010-010 VOCA GRANT 3309902 BANK ACCT	49,023.17-	0.00	5,026.04	54,049.21-
54-010-010 CASH IN BANK - HOT CHECK HOLDING	75.00-	342.50	342.50	75.00-
55-010-010 BODY ARMOR-GRANT-3513201	0.00	0.00	0.00	0.00
56-010-010 OFFICER SAFETY - GRANT 35626-01	0.00	0.00	0.00	0.00
57-010-010 J.P. HOLDING ACCOUNT CASH IN BANK	114,717.84	186,159.04	197,227.26	103,649.62
59-010-010 CASH IN BANK - INMATE PH	42,995.00	3,629.39	0.00	46,624.39
62-010-010 CASH IN BANK-COMMUNITY ECONOMIC DEV	3,816.37	0.00	0.00	3,816.37
63-010-010 COUNTY CLERK TECH - CASH IN BANK	2,588.00	5.00	0.00	2,593.00
64-010-010 JUV CASE MGT FUND - CASH IN BANK	125.00	0.00	0.00	125.00
89-010-010 CASH IN BANK-SS SHOOTING FUND	0.00	0.00	0.00	0.00
95-010-010 LAW LIBRARY PAYROLL	48,885.10-	0.00	4,475.64	53,360.74-
GROUP-TOTAL	532,702.33	1,991,014.13	2,148,007.17	375,709.29
REPORT TOTAL	532,702.33	1,991,014.13	2,148,007.17	375,709.29

Pledge Report by Maturity Date
Pledge V: WILSON COUNTY

Safekeeping Receipt	SK Code	Cusip	ID #	Current Face	Original Face	Description	ASC 320	Moody / S&P	Coupon	Maturity	Book Value	Fair Value
160075974	1001	3137AFXP2	100785	78,218.78	1,000,000.00	FHLMC 3941-BE MTHLY-15TH	AFS		2.000	03/15/2026	78,373.49	78,467.62
154073464	1001	3137AVUQ6	100914	220,421.37	1,000,000.00	FHR 4145-LC MTHLY-15TH	AFS		1.500	12/15/2027	220,841.74	223,195.07
160084831	1001	3136ADENS	100900	214,930.46	1,000,000.00	FNR 2013 36-JC MTHLY-25TH	AFS		1.250	04/25/2028	214,861.99	216,150.82
	1001	3128MMYZ0	101109	1,169,080.44	2,200,000.00	FHLMC G #18727	AFS		4.000	03/01/2034	1,212,595.70	1,254,569.45
	1001	31418DCT7	101107	1,186,583.24	2,000,000.00	FNMA #MA3681	AFS		3.000	06/01/2034	1,201,153.89	1,246,283.21
	1001	3132D53Y6	101133	4,223,012.75	5,000,000.00	FHLMC #SB8015	AFS		2.500	11/01/2034	4,267,481.32	4,439,442.15
Items 6				7,092,247.04	12,200,000.00				2.756		7,195,308.13	7,458,108.32

Status Codes : N = New Purchase S = Sold M = Matured C = Called O = Paid Off * = Pre-refunded T = ASC 320 Transfer I = Impaired
 Note: Refer to the U.S. Government and Agency Ratings report for ratings on treasury, agency and pass through securities.



9601 McAllister Freeway, Suite 301, San Antonio, Texas 78216-4633
 (210) 224-5492
 (210) 224-8787

II. Pledge & Safekeeping Reports

ACCOUNT NUMBER AND TITLE	STARTING BALANCE	DEBIT BALANCE	CREDIT BALANCE	ENDING BALANCE
65-010-165 COUNTY SEIZURE HOLD CASH IN BANK	40,942.59	0.34	0.00	40,942.93
GROUP-TOTAL	40,942.59	0.34	0.00	40,942.93
67-010-167 CASH IN BANK - BOND I & S	126,544.44	6,767.35	119,220.00	14,091.79
GROUP-TOTAL	126,544.44	6,767.35	119,220.00	14,091.79
72-010-172 FEDERAL SEIZURE CASH IN BANK	498.41	0.00	0.00	498.41
GROUP-TOTAL	498.41	0.00	0.00	498.41
73-010-173 CO. ATTY FORFEITURE FUND	6,320.63	0.00	0.00	6,320.63
GROUP-TOTAL	6,320.63	0.00	0.00	6,320.63
76-010-176 CASH IN BANK CREDIT CARD CLEARING	61,018.67	54,616.25	60,769.08	54,865.84
GROUP-TOTAL	61,018.67	54,616.25	60,769.08	54,865.84
90-010-190 4TH COURT OF APPEALS CASH IN BANK	1,174.80	370.00	850.00	694.80
GROUP-TOTAL	1,174.80	370.00	850.00	694.80
93-010-193 ST TAX ACCT CASH IN BANK	40,875.51	19,532.73	54,174.77	6,233.47
GROUP-TOTAL	40,875.51	19,532.73	54,174.77	6,233.47
95-010-195 LAW LIBRARY CASH IN BANK	71,938.17	2,280.61	0.00	74,218.78
GROUP-TOTAL	71,938.17	2,280.61	0.00	74,218.78
96-010-196 CO ATTY ACCT CASH IN BANK	28,543.96	45.24	0.00	28,589.20
GROUP-TOTAL	28,543.96	45.24	0.00	28,589.20
97-010-197 CIVIL PREPAR CASH IN BANK	226,804.98	6,226.92	0.00	233,031.90
GROUP-TOTAL	226,804.98	6,226.92	0.00	233,031.90
REPORT TOTAL	604,662.16	89,839.44	235,013.85	459,487.75

CHECKING ACCOUNTS INTEREST FORM

FOR THE MONTH OF JULY 2020

Bank Account Name	Account Number	Int. Rate	Amt of Interest
Wilson County General Funds	12-100-610	0.01%	\$9.49
Wilson County Sheriff's Seizure	65-050-001	0.01%	\$0.34
Wilson County Construction Interest & Sinking	67-100-600	0.01%	\$1.10
State Tax Account Interest and Sinking	93-100-001	0.01%	\$0.30
Law Library Interest and Sinking	95-100-415	0.01%	\$0.61
HB #825 Attorney Account	96-100-001	0.01%	\$0.24
Civil Preparedness	97-100-118	0.01%	\$1.92
TOTAL		0.01%	\$14.00

09-27-2020

SPECIFIED-ACTIVITY-REPORT -- 07-01-2020 THRU 07-31-2020

PAGE 1

TIME:06:56 PM - JULY 2020 - OTHER BANK ACCOUNTS - CD'S

PREPARER:0005

ACCOUNT NUMBER AND TITLE	STARTING BALANCE	DEBIT BALANCE	CREDIT BALANCE	ENDING BALANCE
12-025-075 INVESTMENTS - TEXPOOL	12,692,072.46	0.00	1,000,000.00	11,692,072.46
GROUP-TOTAL	12,692,072.46	0.00	1,000,000.00	11,692,072.46
12-025-090 INVESTMENT IN CD #30668	200,000.00	0.00	0.00	200,000.00
GROUP-TOTAL	200,000.00	0.00	0.00	200,000.00
65-010-075 COUNTY SEIZURE CD #30311	1,978.29	0.00	0.00	1,978.29
GROUP-TOTAL	1,978.29	0.00	0.00	1,978.29
67-010-075 CASH IN BANK - TEXAS CLASS	57,421.78	22.11	0.00	57,443.89
GROUP-TOTAL	57,421.78	22.11	0.00	57,443.89
80-010-075 JACKSON MEM PARK CD #30461	15,903.41	0.00	0.00	15,903.41
GROUP-TOTAL	15,903.41	0.00	0.00	15,903.41
88-010-076 DEWEES REM HOUSE CD #31515	9,011.95	0.00	0.00	9,011.95
GROUP-TOTAL	9,011.95	0.00	0.00	9,011.95
95-010-075 LAW LIBRARY CD #30030	50,921.83	0.84	0.00	50,922.67
GROUP-TOTAL	50,921.83	0.84	0.00	50,922.67
97-010-075 CIVIL PREPARENESS CD #30434	311,942.50	12.82	0.00	311,955.32
GROUP-TOTAL	311,942.50	12.82	0.00	311,955.32
REPORT TOTAL	13,339,252.22	35.77	1,000,000.00	12,339,287.99

WILSON COUNTY
INVESTMENT TYPE CD
JULY 2020

CERTIFICATES OF DEPOSIT

DESCRIPTION	CD#	ORIGINATION DATE	ORIGINATION AMOUNT	MATURITY DATE	INTEREST PAYS	INTEREST RATE	CONTRIBUTION AMOUNT	WITHDRAWAL AMOUNT	INTEREST PAID	ENDING BOOK BALANCE
General Funds	30668	08/11/10	\$200,000.00	07/05/20	Monthly	1.10%		\$180.82	\$180.82	\$200,000.00
Sheriff Seizure Acct	30311	11/16/08	\$1,978.29	11/13/20	Yearly	0.90%				\$1,978.29
Jackson Memorial Fund	31509	05/20/11	\$15,903.41	05/17/20	Yearly	0.25%				\$15,903.41
Deweese Remschel House	31515	11/18/13	\$9,011.95	06/11/21	Yearly	0.25%				\$9,011.95
Law Library	30030	11/11/08	\$50,921.83	07/11/20	Monthly	0.02%			\$0.84	\$50,922.67
Civil Preparedness	30434	11/17/09	\$311,942.50	07/18/20	Monthly	0.05%			\$12.82	\$311,955.32
			\$580,757.98			0.43%			\$194.48	\$589,771.64

INVESTMENT POOL - TEXPOOL

DESCRIPTION	INTEREST PAYS	INTEREST RATE	BEGINNING PRINCIPAL	CONTRIBUTION AMOUNT	WITHDRAWAL AMOUNT	MONTHLY INTEREST PAID	ENDING BOOK VALUE
449/7880600001	Monthly	0.1874%	\$12,692,072.46		\$1,002,138.49	\$2,138.49	\$11,692,072.46


S CLASS - WILSON COUNTY CONSTRUCTION INTEREST & SINKING ACCOUNT

DESCRIPTION	INTEREST PAYS	INTEREST RATE	BEGINNING PRINCIPAL	CONTRIBUTION AMOUNT	WITHDRAWAL AMOUNT	MONTHLY INTEREST PAID	ENDING BOOK VALUE
TX-01-0499-0002 Int & Sinking Construct Acct	Monthly	0.45%	\$57,421.78			\$22.11	\$57,443.89

Total Investments

\$12,339,287.99

HISTORICAL DAILY PERFORMANCE

 Print

TexPool

FROM

TO

07-01-2020



07-31-2020



APPLY FILTERS

AS OF	DAILY NET YIELD	DIVIDEND FACTOR	7 DAY NET YIELD	DAILY ASSETS	NAV	WAM	WAL
07-31-2020	0.1874%	0.000005133	0.19%	\$26,239,704,598.53	\$1.00025	28 Days	98 Days
07-30-2020	0.2118%	0.000005804	0.20%	\$26,184,048,912.94	\$1.00025	28 Days	98 Days
07-29-2020	0.1921%	0.000005264	0.19%	\$26,396,453,795.98	\$1.00024	28 Days	96 Days
07-28-2020	0.1944%	0.000005325	0.19%	\$26,516,756,030.16	\$1.00025	28 Days	95 Days
07-27-2020	0.1956%	0.000005360	0.20%	\$26,630,882,435.31	\$1.00025	27 Days	95 Days
07-26-2020	0.1922%	0.000005265	0.20%	\$26,627,568,830.26	\$1.00025	30 Days	97 Days
07-25-2020	0.1922%	0.000005265	0.20%	\$26,627,568,830.26	\$1.00025	30 Days	97 Days
07-24-2020	0.1922%	0.000005265	0.20%	\$26,627,568,830.26	\$1.00025	30 Days	97 Days
07-23-2020	0.1970%	0.000005398	0.20%	\$26,379,987,975.73	\$1.00025	28 Days	97 Days
07-22-2020	0.1990%	0.000005453	0.21%	\$26,243,569,865.62	\$1.00026	28 Days	97 Days
07-21-2020	0.2019%	0.000005531	0.21%	\$26,339,257,856.32	\$1.00027	27 Days	95 Days
07-20-2020	0.2083%	0.000005707	0.21%	\$26,156,346,000.74	\$1.00027	28 Days	96 Days

07-19-2020	0.2065%	0.000005657	0.21%	\$26,123,776,344.17	\$1.00027	30 Days	99 Days
07-18-2020	0.2065%	0.000005657	0.21%	\$26,123,776,344.17	\$1.00027	30 Days	99 Days
07-17-2020	0.2065%	0.000005657	0.21%	\$26,123,776,344.17	\$1.00027	30 Days	99 Days
07-16-2020	0.2087%	0.000005718	0.21%	\$26,185,043,639.97	\$1.00027	29 Days	99 Days
07-15-2020	0.2224%	0.000006093	0.21%	\$26,211,819,781.60	\$1.00027	27 Days	98 Days
07-14-2020	0.2139%	0.000005861	0.21%	\$26,070,944,735.95	\$1.00027	28 Days	99 Days
07-13-2020	0.2149%	0.000005887	0.21%	\$26,295,031,703.04	\$1.00027	28 Days	99 Days
07-12-2020	0.2133%	0.000005845	0.21%	\$26,407,120,746.42	\$1.00027	30 Days	101 Days
07-11-2020	0.2133%	0.000005845	0.22%	\$26,407,120,746.42	\$1.00027	30 Days	101 Days
07-10-2020	0.2133%	0.000005845	0.22%	\$26,407,120,746.42	\$1.00027	30 Days	101 Days
07-09-2020	0.2144%	0.000005875	0.22%	\$26,366,283,857.46	\$1.00028	30 Days	102 Days
07-08-2020	0.2128%	0.000005830	0.22%	\$26,510,544,113.33	\$1.00028	30 Days	102 Days
07-07-2020	0.2149%	0.000005888	0.22%	\$26,566,956,043.52	\$1.00027	30 Days	102 Days
07-06-2020	0.2238%	0.000006131	0.22%	\$26,458,088,740.75	\$1.00027	31 Days	103 Days
07-05-2020	0.2217%	0.000006073	0.22%	\$26,482,383,200.61	\$1.00027	33 Days	107 Days
07-04-2020	0.2217%	0.000006073	0.22%	\$26,482,383,200.61	\$1.00027	33 Days	107 Days
07-03-2020	0.2217%	0.000006073	0.22%	\$26,482,383,200.61	\$1.00027	33 Days	107 Days
07-02-2020	0.2217%	0.000006073	0.21%	\$26,482,383,200.61	\$1.00027	33 Days	107 Days
07-01-2020	0.2166%	0.000005933	0.21%	\$26,718,307,976.99	\$1.00029	32 Days	105 Days

DISCLOSURES

Performance quoted represents past performance which is no guarantee of future results. Investment return will vary. The value of an investment, when redeemed, may be worth more or less than the original cost. Current performance may be lower or higher than what is stated.

An investment in the Pool is not insured or guaranteed by any government or government agency. Although the manager of the Pool seeks to preserve principal, it is possible to lose

**TEXAS CLASS INTEREST
JULY 2020**

Date	Daily Rate (%)	YTD Yield (%)	7-Day Yield (%)	WAM Days to Reset	WAM Days to Final	Daily Dividend	Net Asset Value (NAV)
7/1/2020	0.5451	1.2521	0.5672	52	65	1.49E-05	1.00059173
7/2/2020	0.5218	1.2481	0.5604	52	68	1.43E-05	1.00050861
7/3/2020	0.5218	1.2442	0.5532	52	68	1.43E-05	1.00050861
7/4/2020	0.5218	1.2403	0.546	52	68	1.43E-05	1.00050861
7/5/2020	0.5218	1.2365	0.5389	52	68	1.43E-05	1.00050861
7/6/2020	0.5066	1.2326	0.5283	49	66	1.38E-05	1.00049417
7/7/2020	0.5051	1.2287	0.5206	50	67	1.38E-05	1.00051937
7/8/2020	0.4959	1.2249	0.5136	51	70	1.36E-05	1.00049847
7/9/2020	0.4831	1.221	0.508	50	72	1.32E-05	1.00050155
7/10/2020	0.4651	1.2171	0.4999	52	72	1.27E-05	1.00048738
7/11/2020	0.4651	1.2132	0.4918	52	72	1.27E-05	1.00048738
7/12/2020	0.4651	1.2093	0.4837	52	72	1.27E-05	1.00048738
7/13/2020	0.4637	1.2055	0.4776	51	70	1.27E-05	1.00048558
7/14/2020	0.4531	1.2017	0.4702	52	72	1.24E-05	1.00046043
7/15/2020	0.453	1.1979	0.464	51	71	1.24E-05	1.00047207
7/16/2020	0.4465	1.1941	0.4588	50	71	1.22E-05	1.00045686
7/17/2020	0.4341	1.1902	0.4544	51	72	1.19E-05	1.00043689
7/18/2020	0.4341	1.1865	0.4499	51	72	1.19E-05	1.00043689
7/19/2020	0.4341	1.1827	0.4455	51	72	1.19E-05	1.00043689
7/20/2020	0.4231	1.179	0.4397	50	71	1.16E-05	1.00042291
7/21/2020	0.4198	1.1752	0.4349	51	72	1.15E-05	1.00042885
7/22/2020	0.417	1.1715	0.4298	50	71	1.14E-05	1.00042644
7/23/2020	0.4159	1.1678	0.4254	51	71	1.14E-05	1.00043377
7/24/2020	0.4176	1.1642	0.4231	52	72	1.14E-05	1.00040949
7/25/2020	0.4176	1.1606	0.4207	52	72	1.14E-05	1.00040949
7/26/2020	0.4176	1.157	0.4184	52	72	1.14E-05	1.00040949
7/27/2020	0.413	1.1534	0.4169	51	70	1.13E-05	1.00041447
7/28/2020	0.4123	1.1499	0.4158	50	71	1.13E-05	1.00039372
7/29/2020	0.4056	1.1464	0.4142	51	71	1.11E-05	1.00038369
7/30/2020	0.4029	1.1429	0.4124	52	72	1.10E-05	1.00039717
7/31/2020	0.3954	1.1394	0.4092	52	71	1.08E-05	1.00038109

09-27-2020

SPECIFIED-ACTIVITY-REPORT -- 07-01-2020 THRU 07-31-2020

PAGE 1

TIME:07:08 PM - JULY 2020 - OTHER BANK ACCOUNTS - BROKER CD'S

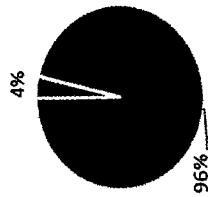
PREPARER:0005

ACCOUNT NUMBER AND TITLE	STARTING BALANCE	DEBIT BALANCE	CREDIT BALANCE	ENDING BALANCE
12-025-085 INVESTMENTS - PERSHING LLC	1,005,575.41	0.00	0.00	1,005,575.41
GROUP-TOTAL	1,005,575.41	0.00	0.00	1,005,575.41
REPORT TOTAL	1,005,575.41	0.00	0.00	1,005,575.41

BEGINNING ACCOUNT VALUE (JULY 1, 2020 - JULY 31, 2020)

Dividends, Interest and Other Income	\$1,037,122.75
Net Changes in Portfolio	521.88
	-1,122.09
Estimated Annual Income	\$16,834.50

Net Changes in Portfolio is the difference between the ending account value and beginning account value after activity.



Percent	Asset Type	This Period
4%	Cash, Money Funds, and Bank Deposits	38,271.27
96%	Fixed Income	998,251.27
100%	Account Total (Pie Chart)	\$ 1,036,522.54

	Current Period		Year to Date	
	Taxable	Non Taxable	Taxable	Non-Taxable
Interest Income	521.88	0.00	15,998.79	0.00
Other Interest	\$521.88	\$0.00	\$15,998.79	\$0.00
Total Income				

	Current Period		Year to Date	
	Credits This Period	Debits This Period	Credits Year to Date	Debits Year to Date
Securities Bought	0.00	0.00	0.00	-493,000.00
Total Securities	0.00	\$0.00	\$0.00	(\$493,000.00)
Dividends and Interest	\$521.88	\$0.00	\$15,998.79	\$0.00
Distributions	\$0.00	\$0.00	\$513,000.00	\$0.00
Totals	\$521.88	\$0.00	\$528,998.79	(\$493,000.00)
				\$16,538.06
				\$513,000.00
				\$35,998.79

Portfolio Holdings

Description	Quantity	Opening Balance	Closing Balance	Accrued Income	30-Day Yield
-------------	----------	-----------------	-----------------	----------------	--------------

CASH, MONEY FUNDS AND BANK DEPOSITS 4.00% of Portfolio					
Cash Balance		37,749.39	38,271.27		
TOTAL CASH, MONEY FUNDS AND BANK DEPOSITS		\$37,749.39	\$38,271.27	\$0.00	

Description
FIXED INCOME 96.00% of Portfolio (In Maturity Date Sequence
Certificate of Deposit

Description	Quantity	Market Price	Market Value	Accrued Interest	Estimated Annual Income	Estimated Yield	Net Change in Portfolio
AMERICAN FIRST CR UN BREA CALIF SH CTF ACT/365 MONTHLY 2.550% 09/15/20 B/E DTD 03/15/19 N/C Security Identifier; 021616AAC3	249,000.00	100.3080	249,766.92	278.33	6,349.50	2.54%	-498.00
INTRUST BK N A CTF DEP 1.250% 03/26/21 B/E DTD 03/27/20 ACT/365 1ST CPN DTE 03/26/21 Security Identifier; 46124GAQ1	246,000.00	100.7510	247,847.46	1,061.51	3,075.00	1.24%	-201.72
BANKWELL BK NEW CANAAN CONN CTF DEP %1.150% 03/31/21 B/E DTD 03/31/20 ACT/365 1ST CPN DTE 03/31/21 Security Identifier; 06654BCB5	247,000.00	100.6990	248,726.53	949.43	2,840.50	1.14%	-177.84
BMW BK NORTH AMER SALT LAKE CITY UTAH CTF DEP 1.850% 09/27/21 DTD 09/27/21 ACT/365 Security Identifier; 05580ASL9	247,000.00	101.9880	251,910.36	1,577.42	4,569.50	1.81%	-244.53
Total Certificates of Deposit	989,000.00		\$998,251.27	\$3,866.69	\$16,834.50		-1,122.09

Description	Quantity	Market Price	Market Value	Accrued Interest	Estimated Annual Income
TOTAL FIXED INCOME	989,000.00		\$998,251.27	\$3,866.69	\$16,834.50
TOTAL Portfolio Holdings			\$1,036,522.54	\$3,866.69	\$16,834.50

Transactions by Type of Activity - Broker CD's

Process/ Settlement Date	Activity Type	Description	Quantity	Price	Accrued Interest	Amount	Currency
--------------------------------	---------------	-------------	----------	-------	---------------------	--------	----------

Securities Bought and Sold

Dividends and Interest							
7/15/2020	BOND INTEREST RECEIVED 02616AAC3	249000 AMERICAN FIRST CR UN BREA CALIF SH CTF 2.550% 9/15/20 DTD 06/15/19 RD 04/30 PD 07/15/20				521.88	USD
Total Dividends and Interest							
						\$0.00	USD
Total Value of Transactions							
						\$521.88	USD

Cash Not Yet Received

Security	Record Date	Payable Date	Quantity Held	Rate	Dividend Options	Amount of Payment
Interest AMERICAN FIRST CR UN BREA CALIF SH CTF 2.550%	7/31/2020	8/15/2020	249,000.00	0.002166%	Cash	539.27
9/15/20						539.27

Total Cash Not Yet Received
 Assets shown here are not reflected in our account. This information has been received from sources we believe to be reliable. Pershing
 does not guarantee the accuracy of the information.

WILSON COUNTY, TEXAS
SCHEDULE OF INDEBTEDNESS
Jul-20

LEASE PURCHASES	SERIES	DATE	INTEREST	TOTAL AMOUNT	TOTAL
Precinct No. 1 Peterbilt Truck	26 of 60	9/25/2017	2.590%	\$116,266.41	\$52,233.27
Precinct No. 1 Asphalt Zipper	35 of 60	6/4/2018	3.690%	\$143,580.00	\$86,950.75
Precinct No. 1 Volvo Wheel Loader	52 of 60	11/25/2019	3.690%	\$165,959.00	\$145,557.18
Precinct No. 2 Truck	11 of 60	5/3/2016	2.340%	\$111,696.01	\$19,534.28
Precinct No. 2 Caterpillar 12M3 Motor Grader	17 of 60	10/16/2017	4.200%	\$232,684.00	\$110,760.24
Precinct No. 3 Peterbilt Dump Truck	32 of 60	12/12/2017	2.5900%	\$116,266.11	\$64,415.65
Precinct No. 3 Water Truck	16 of 36	11/9/2018	3.8900%	\$49,000.00	\$22,483.93
Precinct No. 3 Volvo Wheel Loader	53 of 60	12/9/2019	3.6900%	\$123,150.00	\$109,923.62
Precinct No. 4 Peterbilt Dump Truck	34 of 60	4/23/2018	3.5240%	\$114,212.99	\$65,306.20
Precinct No. 4 Peterbilt Dump Truck	36 of 60	6/7/2018	3.7400%	\$114,196.57	\$71,058.84
TOTAL LEASE PURCHASES				\$1,287,011.09	\$748,223.96
BONDED DEBT					
Series 2014 Limited Tax Refunding Bond	2014	2/20/2014	2.50%	\$8,215,000.00	\$6,380,000.00
GRAND TOTAL				\$9,502,011.09	\$7,128,223.96

Jan Hartl
County Treasurer
Wilson County

AFFIDAVIT
WILSON COUNTY TREASURER'S REPORT
FOR THE MONTH OF JULY 2020
REGULAR TERM

We, the undersigned County Commissioners and County Judge of Wilson County, have compared, and examined the report of Jan Hartl, County Treasurer of Wilson County, for the month of JULY . Finding same correct and Article 114.026 of the Local Government Code has been complied with, we have caused an order to be entered upon the minutes of Commissioners' Court meeting stating the approval of Treasurer's report by our court. The amount of cash and other amounts in the custody of the County Treasurer, Jan Hartl, for JULY are:

WILSON COUNTY GENERAL FUNDS	375,709.29
OTHER BANK ACCOUNTS	459,487.75
TOTAL	<u>835,197.04</u>

INVESTMENTS:	
CERTIFICATES OF DEPOSIT	589,771.64
TEXPOOL	11,692,072.46
TEXAS CLASS - CONSTRUCTION INTEREST & SINKING	57,443.89
FINANCIAL NORTHEASTERN SERVICES - BROKER CD'S	1,000,000.00
TOTAL	<u>13,339,287.99</u>


TOTAL	14,174,485.03
-------	---------------

COMBINED INDEBTEDNESS	7,128,223.96
-----------------------	--------------


WITNESS our hands, officially this the 28TH day of SEPTEMBER 2020




County Judge





Commissioner Precinct #1



Commissioner Precinct. #3



Commissioner Precinct. #4

Eva S. Martinez
County Clerk, Wilson County